

XXV-TC Pellet Stove



HARMAN[®]
BUILT TO A STANDARD, NOT A PRICE

This tribute to decades of Harman success burns with an uncompromising commitment to quality. The XXV-TC pellet stove is popular for its cast iron workmanship and intricate oak leaf styling, but loved for its unmatched temperature accuracy and control. Harman continues to raise the standard for excellence, with the revolutionary EASY Touch Control system making the pellet stove experience easier and more intuitive than ever before.



EASY Touch Control

The Harman EASY Touch Control is the most advanced control system ever created—and makes it easy to heat your home:

- **Easy:** Operate your stove with our intuitive, Harman-exclusive touch control
- **Accurate:** Keep your desired heat levels all day, every day and fuel using the scheduling feature and optional wireless room sensor
- **Smart:** Maintain optimal stove performance with automatic maintenance notifications and intelligent diagnostics
- **Yearly Savings:** Save more money on your heating bill with Harman's industry-leading technology and features





Cover: XXV-TC in porcelain majolica brown finish
 Left: XXV-TC in porcelain black finish
 Above: XXV-TC in matte black finish

Features

- Smart operation with EASY Touch Controls
- Near silence in Whisper mode¹
- View fuel levels easily with tinted hopper lid
- Less loading with 65lb hopper capacity
- Elegant flame-reactive mirrored glass
- Installation made easy with direct vent

Options

- Matte black, porcelain black, porcelain dark blue, porcelain majolica brown, or porcelain frost finish
- Wireless room sensor
- Direct vent wall pass-through
- Outside air kit
- Top vent adapter
- Outside temperature kit



Matte black (standard)



Porcelain black



Porcelain dark blue



Porcelain majolica brown



Porcelain frost

Key Technologies

More than 35 years of engineering excellence and heating performance, distilled into these exclusive technologies.



EASY Touch Control Harman's easy-to-use, industry-leading touch control provides one-screen operation and gives access to optional menus such as scheduling, diagnostics, cleaning prompts and fuel gauges that give you complete control of your stove.



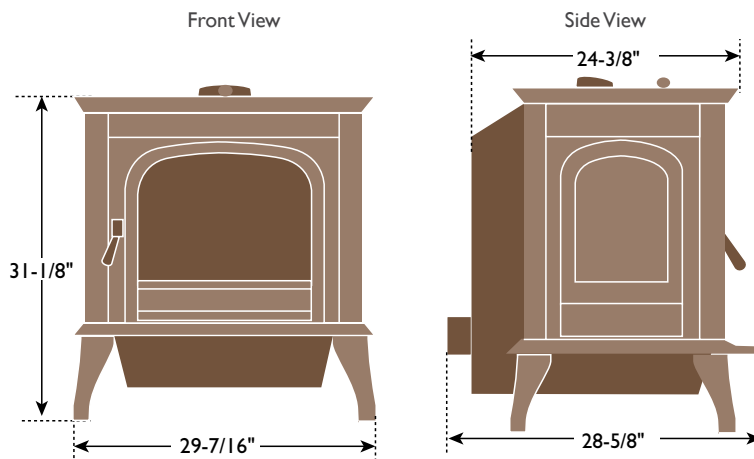
PelletPro™ Technology This patented system makes it possible to burn any grade of pellet fuel with maximum heat and efficiency. A bottom-up feeding system burns each pellet completely and allows for 24-hour heating.



ESP Temperature Control Harman pellet stoves utilize an advanced Exhaust Sensing Probe (ESP) system to deliver precise heating control. ESP constantly monitors and adjusts heat output to maintain set room temperatures within one degree.

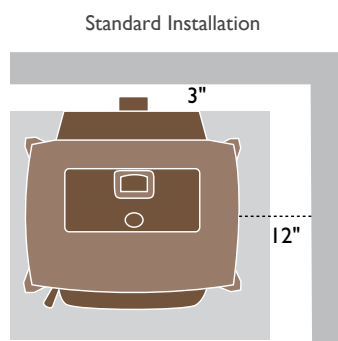
Specifications

BTU/hr Input ²	11,000 - 48,000
Efficiency ³	77.53 LHV 72.51 HHV
Emissions.....	1.75 g/hr
Heating Capacity ⁴	900-2,300 sq ft
Hopper Capacity.....	65lb
Fuel Type.....	Pellet
Feed Rate.....	1.8-5.4 lb/hr
Venting Size.....	3"

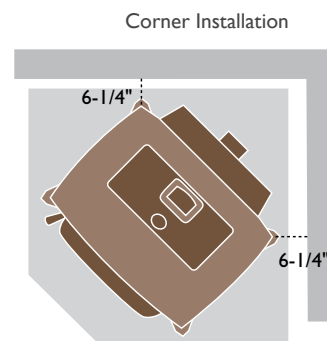


Clearance to Combustibles

Minimum Floor Protection	
Standard.....	36"x 29"
Corner.....	36"x 36" ⁵



Floor protection
36" x 29" minimum



Corner floor protection
36" x 36" minimum

Your Harman dealer is:

HARMAN[®]
BUILT TO A STANDARD, NOT A PRICE

PHONE: 800-664-3119
WWW.HARMANSTOVES.COM

facebook.com/HarmanStoves
twitter.com/HarmanStoves
youtube.com/HarmanStoves

HAR-1712U-1216

LIMITED LIFETIME WARRANTY⁶

The strongest in the industry, Harman provides a limited lifetime warranty on most important aspects: firebox and heat exchanger.

¹Based on third party accredited lab testing with units set on high and Absolute³ in Whisper mode. ²EPA tested input ³Weighted Average LHV (Low Heating Value) Efficiency. See your local authorized Harman dealer for help in determining the product that best suits your heating needs based on climate and home efficiency. ⁴Minimum size corner hearthpad will not touch the wall. Wall to stove clearances are priority. ⁵For full warranty details, visit www.harmanstoves.com. Actual product appearance, including flame, may differ from image. Tested by OMNI-Test Laboratories - ASTM E 1509-04, ULC/ORD-C1482-M1990, ULC-S627-00. Product specifications and pricing subject to change without notice. The images and descriptions in this brochure are provided to assist you in product selection only. Fuel density and pellet shape may affect hopper capacity. BTU's may vary depending on type of fuel used. Refer to installation manual for complete clearance requirements and specifications. Fireplace, stove and insert surfaces get extremely HOT and can cause severe burns if touched. Keep a safe distance away. To learn more visit www.harmanstoves.com/fireplacesafety