

Oak Series

Wood Stoves



HARMAN[®]
BUILT TO A STANDARD, NOT A PRICE

The Oakleaf and Oakwood are practical and efficient options to supplement home heating. Harman FireDome technology helps deliver even heat and long burns—for up to 17 hours of heat from each load of wood. Distinctive features provide flexible and convenient functionality, and optional cooking grills let you enjoy a char-grilled meal while heating your home. Take advantage of distinctive, powerful and eco-friendly heating. Enhance your Oak Series stove with convenient options.



Features

- Even heat and up to 17-hour burns with FireDome technology
- Extended performance and convenience with front and top loading
- Less-frequent maintenance with ash pan
- Flexible installation with rear and top vent (TL2.6 only)
- EPA certified

Options

- Warming shelves (Oakwood only)
- Fire screen (Oakwood Only)
- Stainless steel cooking grill
- Outside air kit (Oakwood only)
- 150 cfm blower (Oakleaf only)



Enjoy a char-grilled meal while you heat your home with optional cooking grill

Cover: Oakleaf

Above: Oakwood shown with optional warming shelves

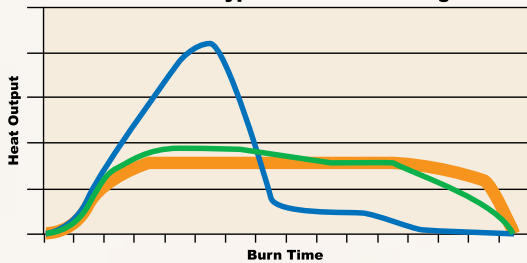


FireDome Plus Combustion System

maximizes efficiency and extends burn times for up to 17 hours of even heat with each load of wood. Two combustion cycles completely burn the wood, smoke and exhaust. Visit HarmanStoves.com to learn more about the FireDome combustion system.

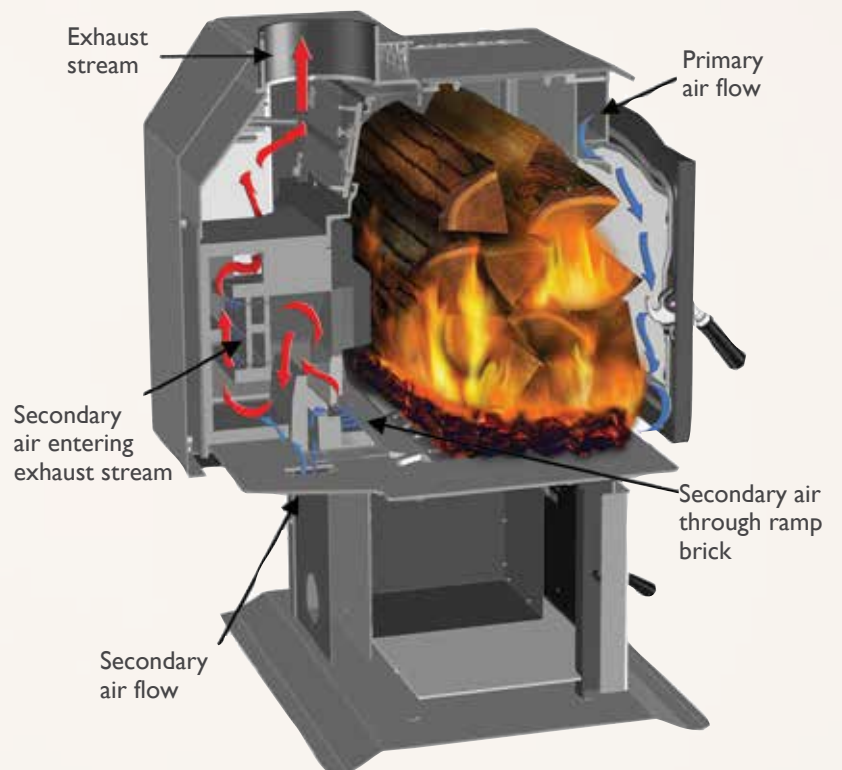
Two combustion cycles completely burn the wood, smoke and exhaust. Visit HarmanStoves.com to learn more about the FireDome combustion system.

Typical Low Burn Rate Patterns for Three Basic Types of Wood-Burning Stoves



Type of Burn System

- Catalytic
- Non-Catalytic
- Harman FireDome Combustion System



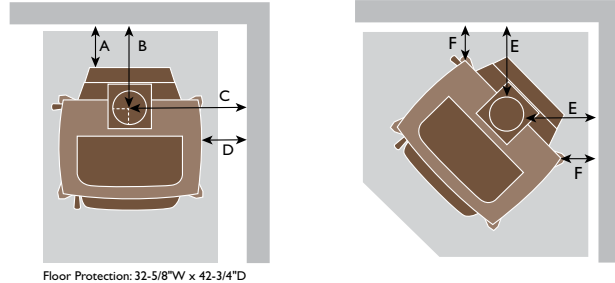
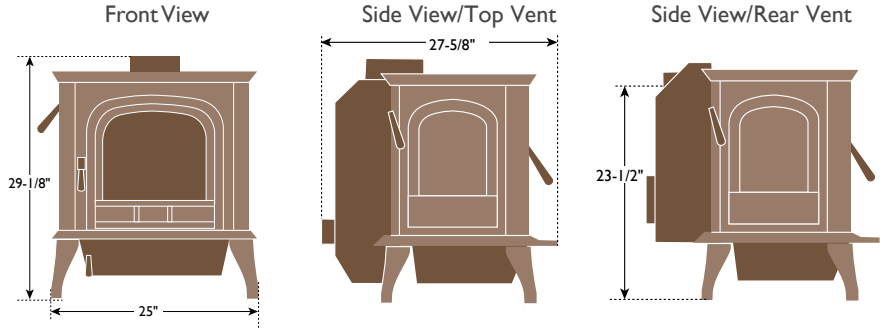
Oak Series Specifications and Clearances

Oakleaf Wood Stove

EPA 1st hour Peak BTUs.... 45,100
 Heating Capacity¹..... 1,000-2,600 sq ft
 Optimum Efficiency²..... 63%
 Emissions..... 2.2 g/hr
 Fuel..... Wood
 Firebox Capacity..... 1.7 cu ft
 Log Length..... 18" max
 Minimum Floor Protection.. 32-5/8"x 42-3/4"

	Single Wall Pipe	
	Top Vent	Rear Vent
A	14	14
B	20-3/4"	20-3/4"
C	29-1/2"	29-1/2"
D	17	17
E	21-3/4"	21-3/4"
F	14	14

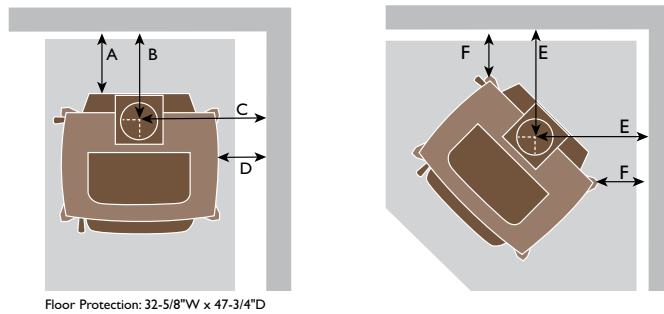
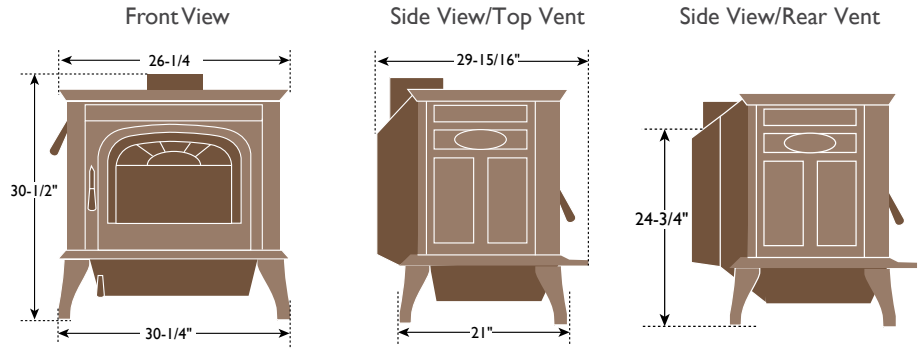
Note: Follow NFPA 211 for double wall pipe clearances.



Oakwood Wood Stove

EPA 1st hour Peak BTUs.... 51,600
 Heating Capacity¹..... 1,400-3,600 sq ft
 Optimum Efficiency²..... 63%
 Emissions..... 2.3 g/hr
 Fuel..... Wood
 Firebox Capacity..... 2.3 cu ft
 Log Length..... 21" max
 Minimum Floor Protection.. 32-5/8" x 47-3/4"

	Single Wall Pipe				Double Wall Pipe	
	With Shield		Without Shield		With Shield	
	Top Vent	Rear Vent	Top Vent	Rear Vent	Top Vent	Rear Vent
A	19	14	28	28	13	10
B	26	N/A	32	N/A	20	N/A
C	40	N/A	40	N/A	36	N/A
D	26	22	26	26	22	22
E	32	N/A	16	N/A	29	N/A
F	22	16	24	24	19	16



Refer to installation manual for more details.

YOUR HARMAN DEALER IS:



WWW.HARMANSTOVES.COM

 facebook.com/HarmanStoves

 twitter.com/HarmanStoves

 youtube.com/HarmanStoves

LIMITED LIFETIME WARRANTY⁴

The strongest in the industry, Harman provides a limited lifetime warranty on most important aspects: firebox and heat exchanger.

¹See your local authorized Harman dealer for help in determining the product that best suits your heating needs based on climate and home efficiency. ²Weighted Average LHV (Low Heating Value) Efficiency (EPA Default - not tested). ³Minimum size corner hearthpad will not touch the wall. Wall to stove clearances are priority. ⁴For full warranty details, visit www.harmanstoves.com.

Actual product appearance, including flame, may differ from image. Oakleaf Tested to: UL1402-10 and ULC S627-00. Approved for use in Mobile Home and Shop. Oakwood tested to: UL 1402-1996, UL 737-1996 and ULC-S627-00. NOT MOBILE HOME APPROVED. Product specifications and pricing subject to change without notice. The images and descriptions in this brochure are provided to assist you in product selection only. BTU values based on EPA testing standards. Typically, burning cordwood will result in higher BTU rating depending on moisture content. Refer to installation manual for complete clearance requirements and specifications.

Fireplace, stove and insert surfaces get extremely HOT and can cause severe burns if touched. Keep a safe distance away. To learn more visit www.harmanstoves.com/fireplacesafety.